



Ask us about

The Trinidad & Tobago


manufacturing sector



Trinidad & Tobago Profile

LOCATION **GMT - 4:00**

Two islands located at the southern tip of the Caribbean island chain. Ideal location at Latitude 10° 20' 00" and Longitude 62° 00' 00" W with access to North and South American markets.



BELOW THE HURRICANE BELT

Language
ENGLISH

Population
1.4 MILLION

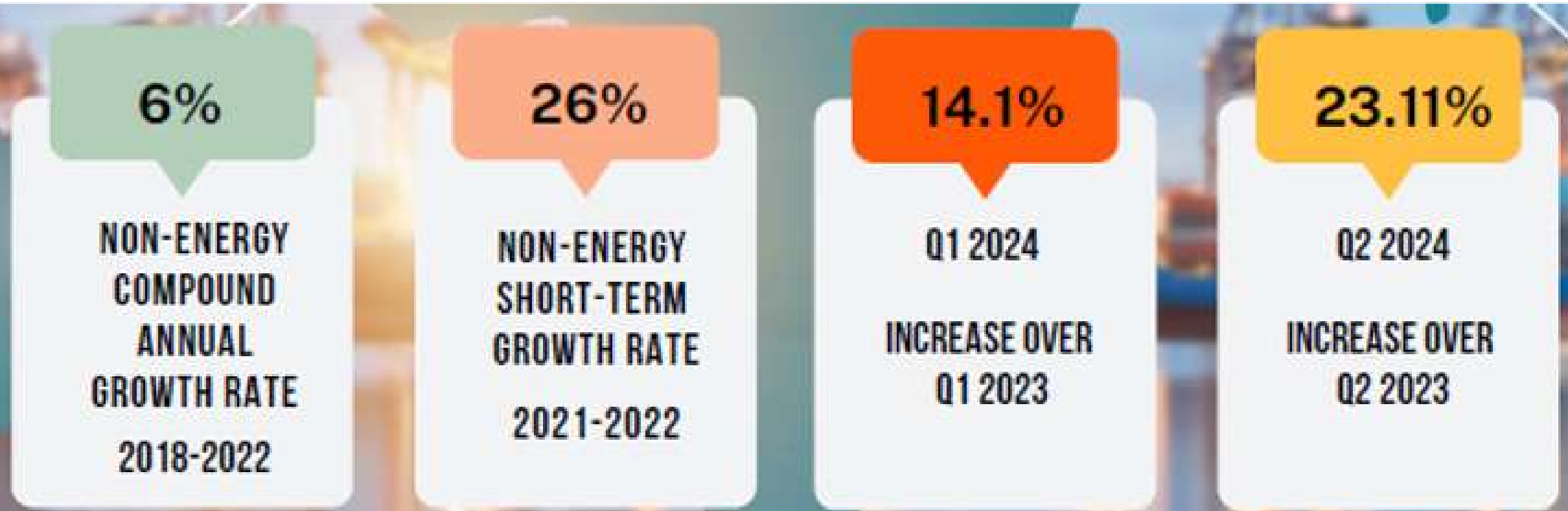
Trinidad **Tobago**
4,828 Km² **300 Km²**

Capital
PORT-OF-SPAIN

Climate
Dry season **JAN - MAY**
Rainy season **JUN - DEC**

Avg. **31°c** | Avg. **21°c**


Trinidad and Tobago has one of the largest economies in the English-speaking Caribbean, with a GDP of US\$30.05 bn in 2022.



Trinidad & Tobago Profile

LOCATION **GMT - 4:00**

Two islands located at the southern tip of the Caribbean island chain. Ideal location at Latitude 10° 20' 00" and Longitude 62° 00' 00" W with access to North and South American markets.



BELOW THE HURRICANE BELT

Language
ENGLISH

Population
1.4 MILLION

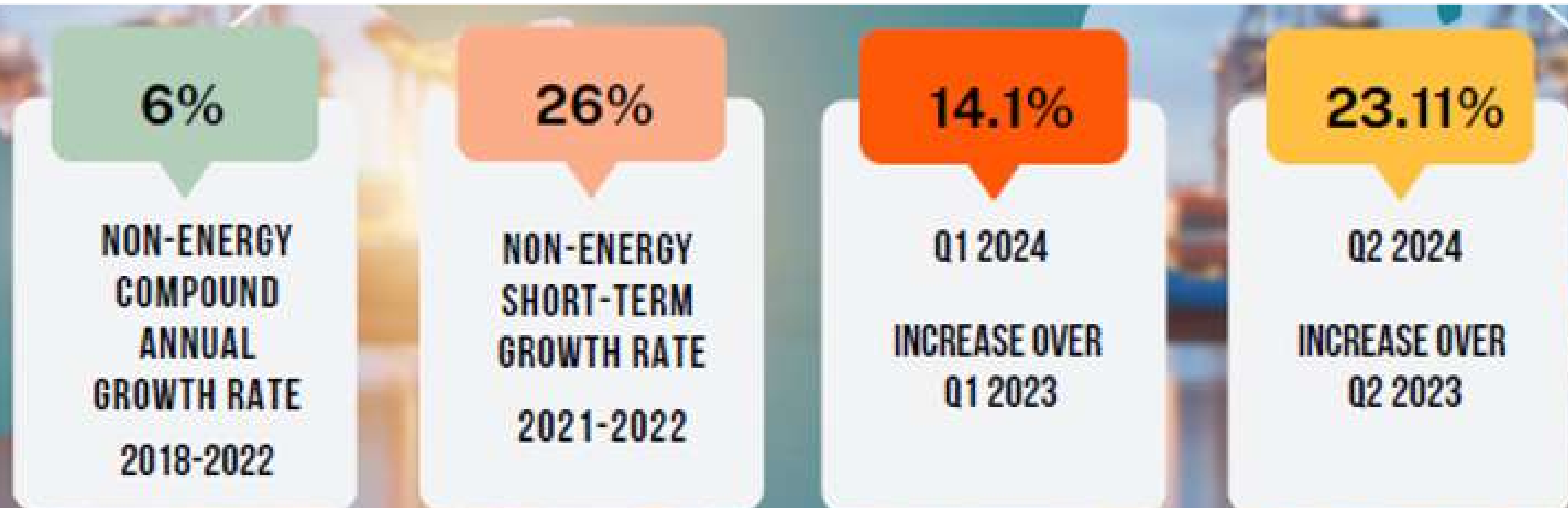
Trinidad **Tobago**
4,828 Km² **300 Km²**

Capital
PORT-OF-SPAIN

Climate
Dry season **JAN - MAY**
Rainy season **JUN - DEC**

Avg. **31**°c | Avg. **21**°c


Our economy is mostly energy based with the energy sector accounting for around one third of economic output.



Trinidad & Tobago Profile

LOCATION **GMT - 4:00**

Two islands located at the southern tip of the Caribbean island chain. Ideal location at Latitude 10° 20' 00" and Longitude 62° 00' 00" W with access to North and South American markets.



BELOW THE HURRICANE BELT

Language
ENGLISH

Population
1.4 MILLION

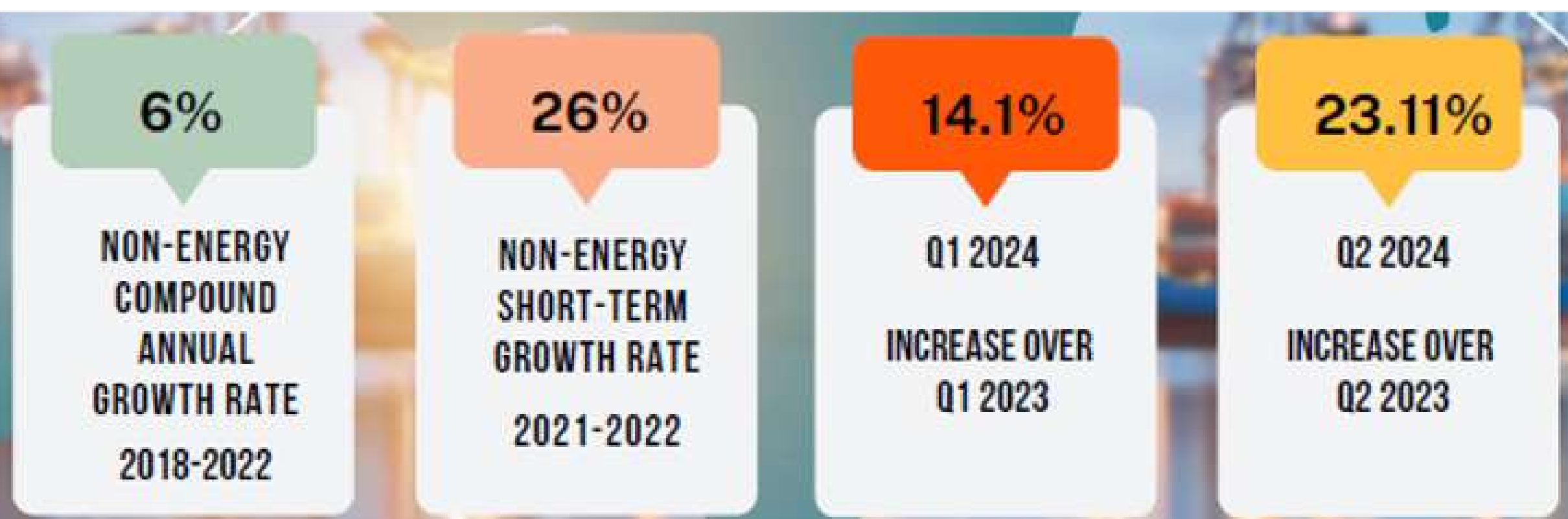
Trinidad **Tobago**
4,828 Km² **300 Km²**

Capital
PORT-OF-SPAIN

Climate
Dry season **JAN - MAY**
Rainy season **JUN - DEC**

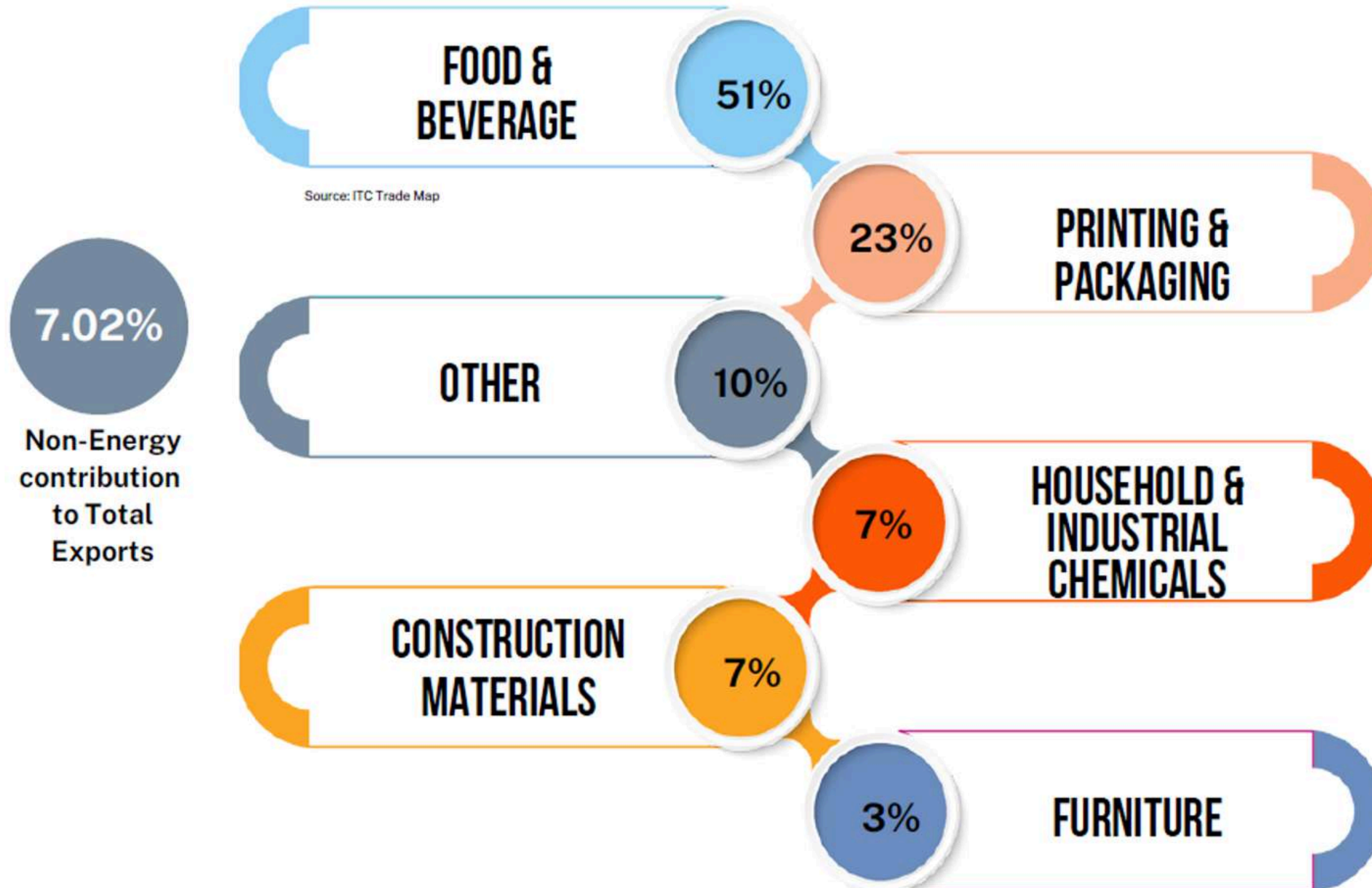
Avg. **31°c** | Avg. **21°c**

The non-energy manufacturing sector's output stood at US\$2.4 bn in 2022.



CONTRIBUTORS TO NON-ENERGY EXPORTS IN 2022 BY SECTOR

Non-Energy contribution to total exports:



Main Non-Energy Manufacturing Sectors



Cleaning Chemicals



Food & Beverage



Printing & Packaging



Construction Materials

T&T exports in the food and beverage sector were valued at TTD \$3.1 billion in 2022.

Top Exports in the Food & Beverage Sector



Bottled Water



Cereals



Juice and Carbonated Drinks



Chocolate and Cocoa Products



Aromatic Bitters



Advantages of the Trinidad and Tobago Manufacturing Sector

Strategic Location

Trinidad and Tobago is ideally located for Colombia to import manufactured goods (5-7 days shipping time).





Advantages of the Trinidad and Tobago Manufacturing Sector

Trade Agreements

T&T has a Preferential Trade Agreement with Colombia through CARICOM. This Agreement provides duty free/reduced duty access to several of Trinidad and Tobago products.





Advantages of the Trinidad and Tobago Manufacturing Sector

Two international ports

Two major seaports for sea freight (Port of Port of Spain, and Port of Point Lisas) and one major airport for air freight (Piarco International Airport) for exporting manufactured goods.



WE ARE



The National Export
Facilitation Organisation of
Trinidad and Tobago.



WE ARE

Responsible for generating export growth and diversification in the non-energy goods and services sectors.



WE ARE

Focused on building internationally competitive firms, improving the business environment, and harnessing the differentiating factors that set Trinidad and Tobago exporters apart in the global market place.



WE ARE



Creating a World of Opportunities



1-868-612-3988



info@exporttt.co.tt



<https://exporttt.co.tt>



151B Charlotte Street, POS

Trinidad and Tobago